



Michigan CSI Online Resources



Learning activities for kids – games/puzzles/etc.



Informational for parents/educators





Contains videos or cartoons



Computer Safeguard Tools







Cyber-bullying Information

Disney Surf Swell – Internet Safety – <http://disney.go.com/surfswell/>  

Kids travel with Mickey and Friends to gather jewels as they learn about sharing personal information, viruses, and online etiquette.



iKeepSafe or Internet Keep Safe Coalition – www.ikeepsafe.org    



The home of Faux Paw – the Techno Cat, a book and cartoon that teaches Kindergarten through 3rd graders about Internet Safety. Site includes videos for parents and children, books, and coloring pictures.



i-SAFE – www.isafe.org    



Programs for educators, parents, grandparents, and students. Registration required. Watch videos to become "certified" and eligible for free materials. Excellent Internet safety curriculum, monthly newsletter, and various Internet safety contests.

ISP (Internet Service Provider) tools:

AOL Parent Controls – <http://daol.aol.com/safetycenter/parentalcontrols>  
Comprehensive parental control options.

AT&T/Yahoo Parental Controls – http://help.yahoo.com/sbc/tutorials/ypc/start_pc1.html  
Part of the free AT&T Yahoo! Online Protection suite, includes web filter controls, e-mail management, IM controls, report cards.




Comcast Parental Controls - <http://www.comcast.net/security/>  
Parental controls monitor and log where children surf, include chat session monitoring, age-based access levels, and Internet activity logging.

Media Awareness Network – www.media-awareness.ca  




A Canadian site with some excellent resources including online flash-based games for 8-12 year olds which address online privacy and the dangers of chat rooms. This site takes a holistic approach to Internet education.

Naomi – www.radiance.m6.net and K9 Web Protection www.k9webprotection.com  

Two free Internet filter programs. Naomi originated in Italy; K9 in the U.S.

Net Safe of New Zealand – www.netsafe.org.nz   

Download "Hector Protector," a dolphin button in a corner of the computer screen. If a child is upset about something on the screen, clicking Hector brings up a screen of an underwater scene, and a reassuring message to get adult help.

Net Smartz – www.netsmartz.org    

Real life stories, video streams, activity cards, and handouts. Cyber-bullying videos and age-appropriate cartoon videos to teach Internet safety. Activities designed for all ages serve as good starting points for discussing Internet safety with kids of all ages.

MySpace Tips:

Removing False/Offensive Account in Staff's Likeness

If a school staff member discovers a false or offensive MySpace account has been created with their likeness and/or identity, MySpace will remove the profile in question. Send an email to schoolcare@myspace.com from a school email address and include the following:

1. The web address of the false and/or offensive profile, which you can copy and paste into the body of your email from the web browser.
2. A brief explanation providing sufficient information to demonstrate that the profile is false or offensive; and
3. Your name and title, and the name, address and telephone number of the school where you are employed.

Reporting Underage Student (<14) Account

If school staff discovers a student who is under the age of 14 that has a MySpace account, staff may email the web addresses of the underage student's profile to schoolcare@myspace.com so that MySpace may remove the account. Send the email from a school email account and include the following:

1. The web address of the student's profile
2. Your relationship to the student;
3. The actual age of the student and how you are aware of it; and
4. Your name and title, and name, address and telephone number of the school where you are employed and the student attends.

Instructions for deleting a MySpace Account

At homepage (www.myspace.com) scroll to bottom and select "Safety Tips." Select "Tips for Parents" tab. Scroll down until see heading "Instruction for Deleting a MySpace Account." You will need to login as the user which requires your child's email address and password. If you don't know your child's password, you can retrieve it by clicking for "Forgot Password?" link on the login box of MySpace.com. The password will be sent to the email address used to login to MySpace.

REPORT INTERNET PREDATORS

**Michigan Department of Attorney General
Child and Public Protection Unit
(313) 456-0180
www.michigan.gov/ag**